

BOTTRONIC



MANUAL ADMIRAL

Setup an Admiral live account



BOTTRONIC

WWW.BOTTRONIC.IO

© BotTronic 2021 / 2023 || Print3



The first step is to create an account with our broker partner. Click the button below to get to the right registration form in 1 click. Just follow the process, this will take a few minutes.

During the process have to setup a trading account. It doesn't matter select: Metatrader 4 or 5

The validation of your documents can take up to 1 working day, but in most cases is done within a couple of hours. The things you need to complete this step:

- Passport - ID
- Proof of residence (Utility bill for example)

© BotTronic 2021 / 2023 || Print3

OPEN LIVE ACCOUNT

Click on the Admiral logo



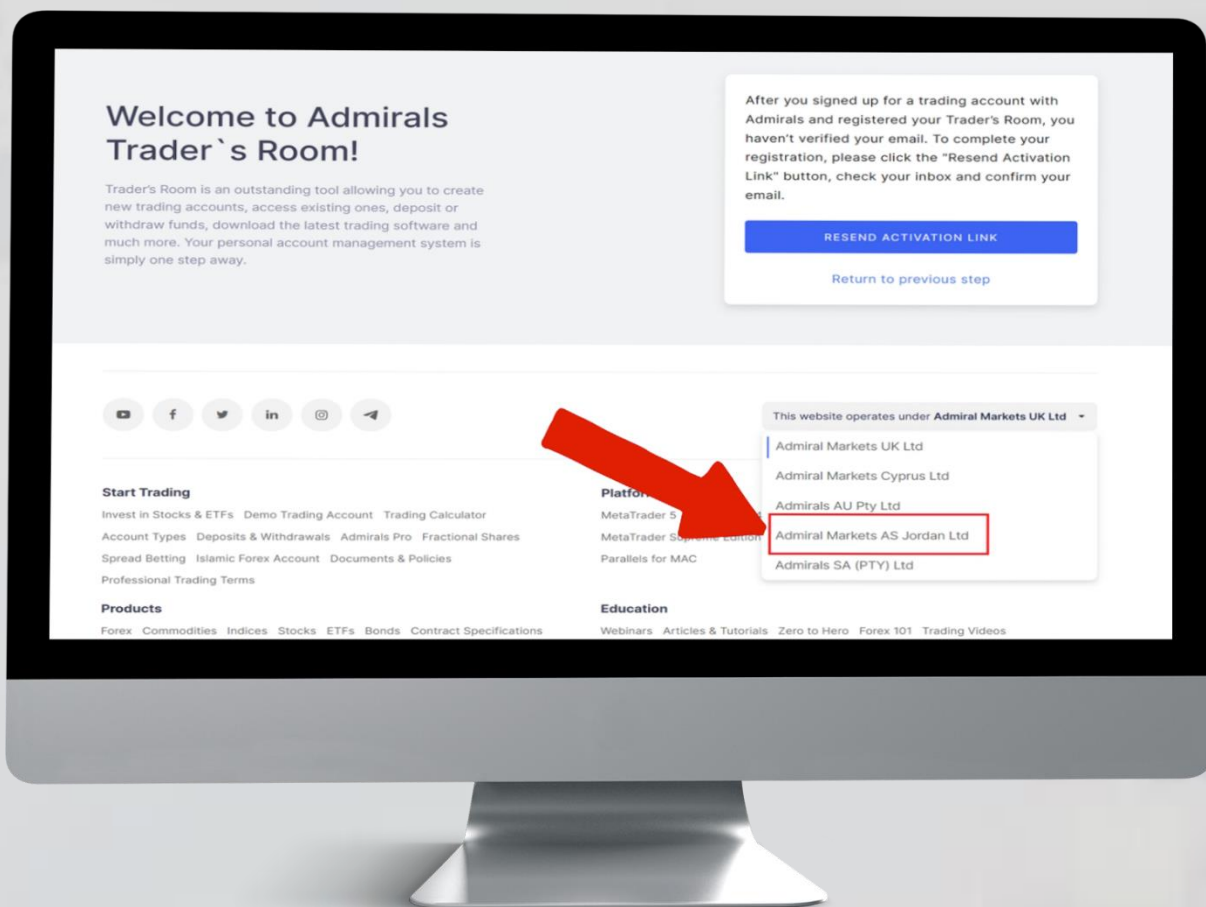
Watch this Video:

How to open an live trading account on Admirals Markets

CLICK [HERE](#) TO WATCH THE VIDEO



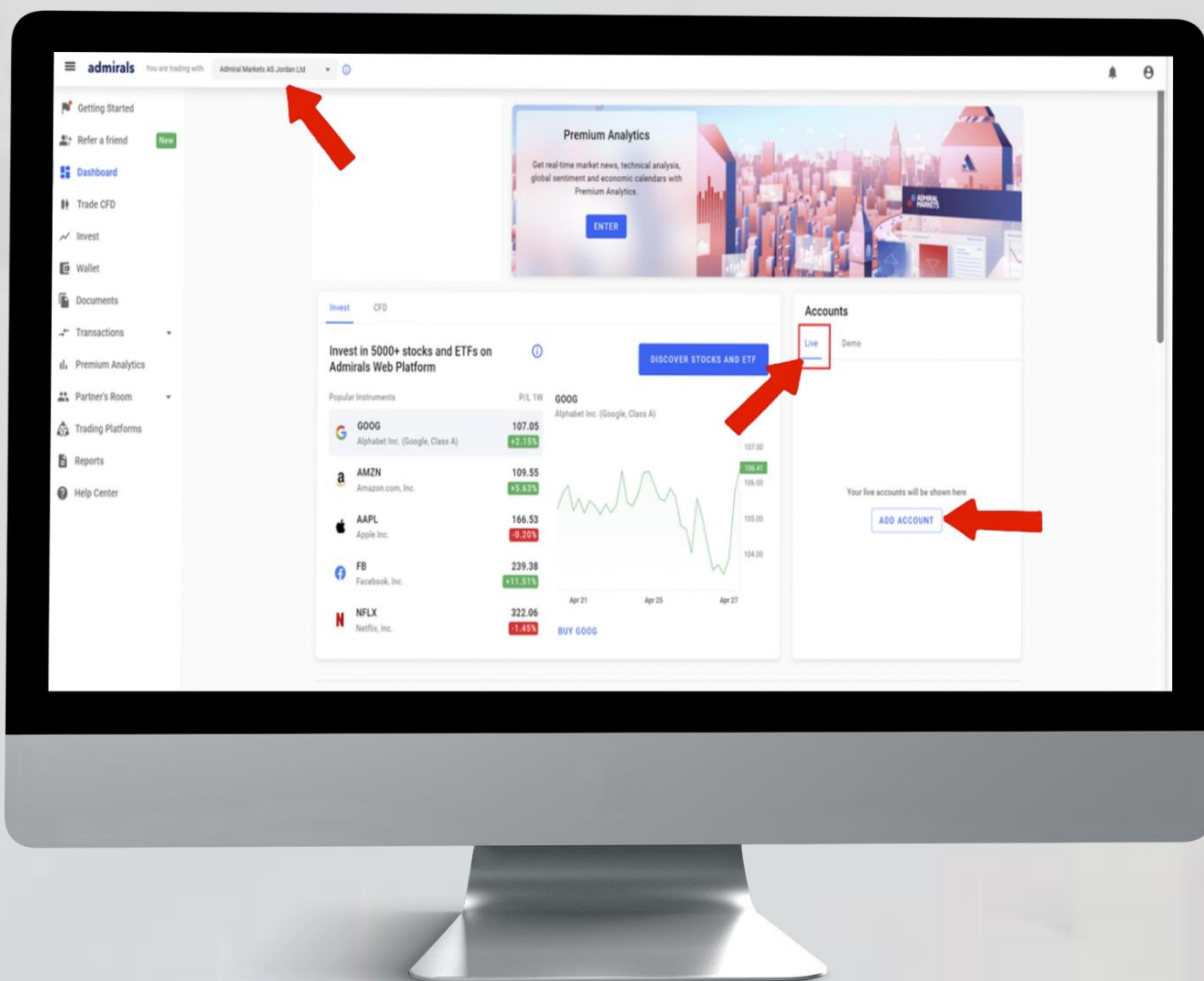
Very **Important** is that you choose the **Jordan Server**





Check before you open an live account if you are on **the Jordan server**.

If you are, than click LIVE and ADD ACCOUNT



If Admiral has approved your account, they sent you an email with your live mt4 or mt5 details.

Done!


Done!

Please keep in mind that the broker needs time between each step to verify or complete the process. This may take a bit of time before you can continue to the next step.

Need help with the registration process or do you have a question about the process? Our customer support is ready to help! Please contact via email or support ticket.

Support@bottronic.io

CFDs are complex instruments and come with a high risk of losing money rapidly due to leverage. 76% of retail investor accounts lose money when trading CFDs with this provider. You should consider whether you understand how CFDs work and whether you can afford to take the high risk of losing your money.-



 www.Bottronic.io

 support@bottronic.io

 jeffrey@bottronic.io

 [+31684693196](https://wa.me/31684693196)